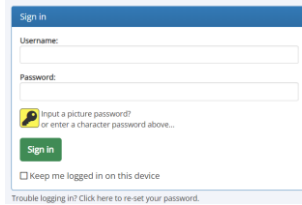


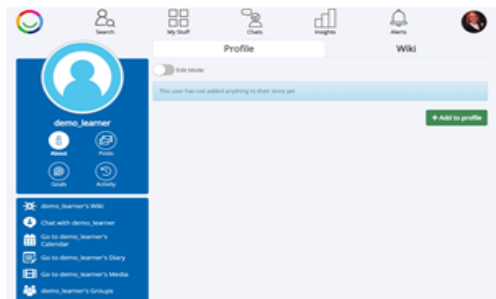
Multi Me

Your email link to Multi Me will only alert and take you to your child's diary.
Please use your child's login details to access the whole platform including general information from school and your child's class.

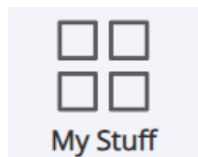
Sign in using your child's username and password.

A screenshot of a 'Sign in' form. It has a blue header with the text 'Sign in'. Below the header are two input fields: 'Username:' and 'Password:'. Below the password field is a small icon of a person and the text 'Input a picture password? or enter a character password above...'. Below that is a green 'Sign in' button. At the bottom, there is a checkbox labeled 'Keep me logged in on this device' and a link that says 'Trouble logging in? Click here to re-set your password.'


Your child's **profile page** will show you the recent activity / information from school and your child's class. When you post in this section staff and parents of your child's class can see the information.



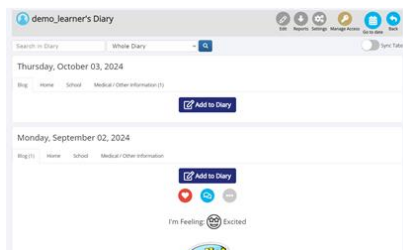
To access your child's diary, click onto 'my stuff'




Click on 'Diaries'



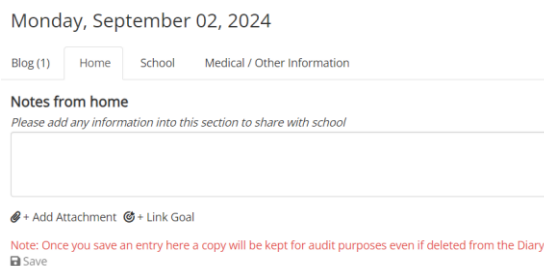
Dairy Page



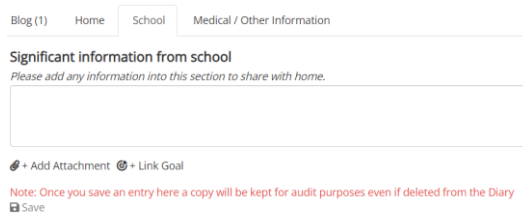
The '**Blog**' section is to share photos and general information between home and school.



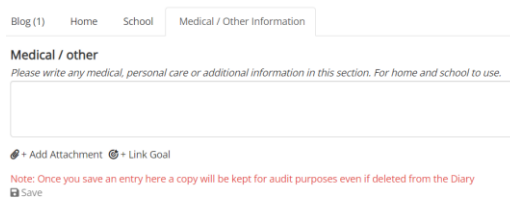
The '**Home**' section is for parents/carers/family members to write in for school.



The '**School**' section is for school staff to write in for home.



The '**Medical/ Other information**' section is for home and school to write in about medical information and personal care.



Staff in your child's circle can read and respond to these sections in your child's diary.